

Chemical composition and anti-corrosive activity of *Carum carvi* seed essential oil

A.GARAYA¹, W.DHIFI¹, M.NEHIRI², A.ECHCHELH², M.EBNTOUHAMI³, A.CHAOUCH², W.MNIF^{4,5,*,‡}, R. BEN CHAOUACHA-CHEKIR^{1,‡}

¹UR11ES44, Ecophysiologie et Procédés agroalimentaires, Institut Supérieur de Biotechnologie de Sidi Thabet, Biotechpole de Sidi Thabet Tunis, Université de La Manouba, 2020-Tunisia

²Laboratoire de Biotechnologie, Environnement et Qualité, Faculté des Sciences Ibn Tofail, Kenitra, PO box 242, 1400-Maroc

³Laboratoire d'Electrochimie, Faculté des Sciences, Université Ibn Tofail, Kenitra, PO box 242, 1400-Maroc

⁴Univ. Manouba, ISBST, BVBGR-LR11ES31, Biotechpole Sidi Thabet, 2020, Ariana, Tunisia

⁵Faculty of Sciences and Arts in Balgarn PO BOX 60 Balgarn- Sabt Al Alaya 61985, Bisha University, Saudi Arabia.

[‡] *Wisseem Mnif and Rafika Ben Chaouacha-Chekir should be considered as last co-authors.*

*Corresponding author: *w_mnif@yahoo.fr*

Abstract - Essential oil (EO) of the seeds of caraway (*Carum carvi* L.) was obtained by hydrodistillation and analyzed by gas chromatography (GC) and coupled gas chromatography and mass spectrometry (GC/MS). The inhibition of the corrosion of mild steel in sulfuric acid solution by *Carum carvi* EO has been studied and four concentrations were tested (25, 50, 100 and 150 ppm). The effect of the immersion time on the corrosion behaviour of mild steel in 0.5M H₂SO₄ was also studied. Six compounds were identified. R-carvone (79.72 %) and D-limonene (19.71%) were the most abundant components. The main results showed that inhibition efficiency E_w (%) values of *Carum carvi* EO increase with the increase of the concentration reaching a maximum value of 86% at a concentration of 50 ppm. Furthermore, the inhibition efficiency of caraway seed EO was stable (86%) until 1hour. After 1h, it starts to decrease (82% at 2 h). Thus the percentage of inhibition decreased from 86% to 77% after 12 hours indicating that our EO has a good and strong inhibition persists in H₂SO₄ acid medium. *Carum carvi* seed EO could serve as an effective inhibitor of the corrosion of mild steel in sulfuric acid media.

Keywords: *Carum carvi* L, essential oil, R-carvone, D-limonene, corrosion

1. Introduction

Corrosion is the deterioration of metal by chemical attack or reaction with its environment. It is a constant and continuous problem, often difficult to eliminate completely. Prevention would be more practical and achievable than complete elimination. It's a fast process induced by a disruption of the protective barrier and it is accompanied by a number of reactions that change the composition and properties of both the metal surface and the local environment, for example, formation of oxides, and diffusion of metal cations into the coating matrix, local pH changes, and electrochemical potential. Corrosion processes are responsible for numerous losses mainly in the industrial scope.

Inhibitors are substances or mixtures that in low concentration and in aggressive environment inhibit, prevent or minimize the corrosion (Obot et al., 2009). Historically, inhibitors had great acceptance in the industries due to excellent anti-corrosive proprieties. However, despite their excellent anti-corrosive proprieties, these inhibitors showed up as a secondary effect, damage the environment. Thus the scientific community began searching for environmental friendly inhibitors, like the organic inhibitors (Okafor et al., 2008; Radojčić et al., 2008; Lecante et al., 2011).

Green corrosion inhibitors are biodegradable and do not contain heavy metals or other toxic compounds. Some research groups have reported the successful use of naturally occurring substances to inhibit the corrosion of metals in acidic and alkaline environment. Also, has been increasing research in natural products, such as plant extracts, essential oils and purified compounds to obtain environmental friendly corrosion inhibitors (Znini et al., 2001).

The aim of this study was to ascertain the chemical composition of *caraway* (*Carum carvi*) seed EO and its inhibitory effect against the corrosion of mild steel in 0.5M H₂SO₄ using weight loss measurements.

2. Material and methods

2.1. Plant material

The seeds of *carum carvi* were purchased in April 2013 from Elhaouaria, in the region of Cap-Bon (North East of Tunisia). Voucher specimens were deposited in the herbarium of biology unit, Faculty of Sciences and Technology of Tunis (Tunisia).

2.2. Essential oil isolation

Carum carvi seeds were distilled for 3 hours using a Clevenger-type apparatus according to the method recommended in the European Pharmacopoeia (European Pharmacopoeia, 1997).

2.3. Gas chromatography analysis (GC-FID)

EO was analyzed by gas chromatography (GC) using a Hewlett-Packard 6890 apparatus (Agilent Technologies, Palo Alto, CA, USA) equipped with a flame ionization detector (FID) and an electronic pressure control (EPC) injector. A HP-Innowax capillary column (polyethylene glycol: 30 m x 0.25 mm i.d, 0.25 µm film Hewlett-Packard, CA, USA) was used; the flow of the carrier gas (N₂, U) was 1.6 ml/min and the split ratio 60: 1. Analyses were performed using the following temperature program: oven temps isotherm at 35°C for 10 min, from 35 to 205°C at the rate of 3°C/min, and isotherm at 205°C over 10 min. Injector and detector temperature were held, respectively, at 250 and 300°C.

2.4. Gas chromatography-mass spectrometry (GC-MS)

GC-MS analysis of EO volatile components were carried out on a gas chromatograph HP 6890 (II) coupled to a HP 5972 mass spectrometer (Agilent Technologies, Palo Alto, CA, USA) with electron impact ionization (70 eV). A HP-5MS capillary column (30 m x 0.25 mm, 0.25 µm film thickness; Agilent Technologies, Hewlett-Packard, CA, USA) was used. The column temperature was programmed to rise from 35°C to 250°C at a rate of 5°C/min. The carrier gas was helium with a flow rate of 0.9 ml/min; split ratio was 60:1. Scan time and mass range were 1 s and 40-300 m/z, respectively. The injected volume was 1 µl and the total run time was approximately 45 min. Identification of EO volatile compounds was based on the calculation of their retention indices (RI) relative to (C₈-C₂₂) n alkanes with those of authentic compounds available in our laboratory.

2.5. Corrosion test

The aggressive solution (0.5M H₂SO₄) was prepared by dilution of analytical grade (AR) 98% H₂SO₄ with double-distilled water. Prior to all measurements, the mild steel samples (0.09% P; 0.38% Si; 0.01% Al; 0.05% Mn; 0.21% C; 0.05% S and the remainder iron) were polished with different emery paper up to 1200 grade, washed thoroughly with double-distilled water, degreased with AR ethanol, acetone and drying at room temperature. Gravimetric measurements were carried out in a double walled glass cell equipped with a thermostat-cooling condenser. The solution volume was 100 mL with and without the addition of different concentrations of inhibitor ranging from 50 ppm to 150 ppm. The mild steel specimens used had a rectangular form (2 cm x 2 cm x 0.05 cm). The immersion time for the weight loss was 12 h at 298 K. After the corrosion test, the specimens of steel were carefully washed in double-distilled water, dried and then weighed. The rinse removed loose segments of the film of the corroded samples. Duplicate experiments were performed in each case and the mean value of the weight loss is reported. Weight loss allowed us to calculate the mean corrosion rate as expressed in mg.cm⁻² h⁻¹. The immersion time effect was studied in intervals of 2 to 8 h in the presence of inhibitor at 298 K.

3. Results and discussion

3.1. Essential oil composition

Our EO was obtained in a yield of 1.02% w/w base on dry weight. Six components were identified, representing 99.96% of the oil. The chemical composition of *Carum carvi* EO is given in Table 1.

Table 1: Essential oil composition of *Carum carvi* seed

Volatile compound	Amount (% of the whole oil)	RIa	Identification methods
α -Pinene	0.01	939	MS, RI
β -Myrcene	0.07	994	MS, RI
D-Limonene	19.71	1030	MS, RI
Z- β -Ocimene	0.33	1040	MS, RI
R-Carvone	79.72	1242	MS, RI
Dihydrocarvone	0.12	1207	MS, RI

RI: Retention Index; MS: mass spectrometry.

#: percentage calculated by GC-FID on nonpolar HP-5 capillary column.

a: Apolar HP-5 MS column.

The main components of caraway EO were R-carvone and D-limonene detected with respective amounts of 79.72 and 19.71%. Fang et al. (2010) reported that the main constituents of Chinese *C. carvi* EO were (R)-carvone (37.98%) and β -myrcene (4.67%). These two volatiles were also reported as the major components of the EO of *C. carvi* collected in Qinghai, China (Adams, 2009). Moreover, (R)-carvone and D-limonene constituted the two main constituents in the essential oils of European and North American *C. carvi* (Kallio et al., 1994; Seidler-Lozykowska et al., 2010). However, according to some reports these two compounds were not detected in the EO of Iranian caraway essential oils and EOs were characterized by their richness in γ -terpinene (24.40%), 2-methyl-3-phenylpropanal (13.20%) and 2,4(10)-thujadiene (14.02%) as well as cuminaldehyde (22.08%) and γ -terpinene (17.86%) according to Jalali-Heravi et al. (2007) and Razzaghi-Abyaneh et al. (2001). Furthermore, Liu et al. (2010) reported that the main components of the EO of *C. carvi* seeds from Bangladesh were thymol (48.20%), o-cymene (19.29%), γ -terpinene (17.61%) and trimethylene dichloride (8.81%).

3.2. Anticorrosive activity

It is very clear that the caraway seed EO inhibits the corrosion of mild steel in 0.5M H₂SO₄ solution, at all concentrations used in this study (Figure 1), and the corrosion rate (W) decreases continuously with increasing the concentration. As shown in figure 1, the corrosion rate values of mild steel decrease when the inhibitor concentration increases while E_w (%) values of *C. carvi* EO increase with the increase of the concentration reaching a maximum value of 86% at a concentration of 50 ppm. This behaviour can be attributed to the increase of the covered surface θ (E_w %/100), and that due to the adsorption of phytochemical components of the EO are adsorbed onto the mild steel surface resulting in the blocking of the reaction sites, and protection of the mild steel surface from the attack of the corrosion active ions in the acid medium. Consequently, we can conclude that *C. carvi* EO is a good corrosion inhibitor for mild steel in 0.5M H₂SO₄ solution.

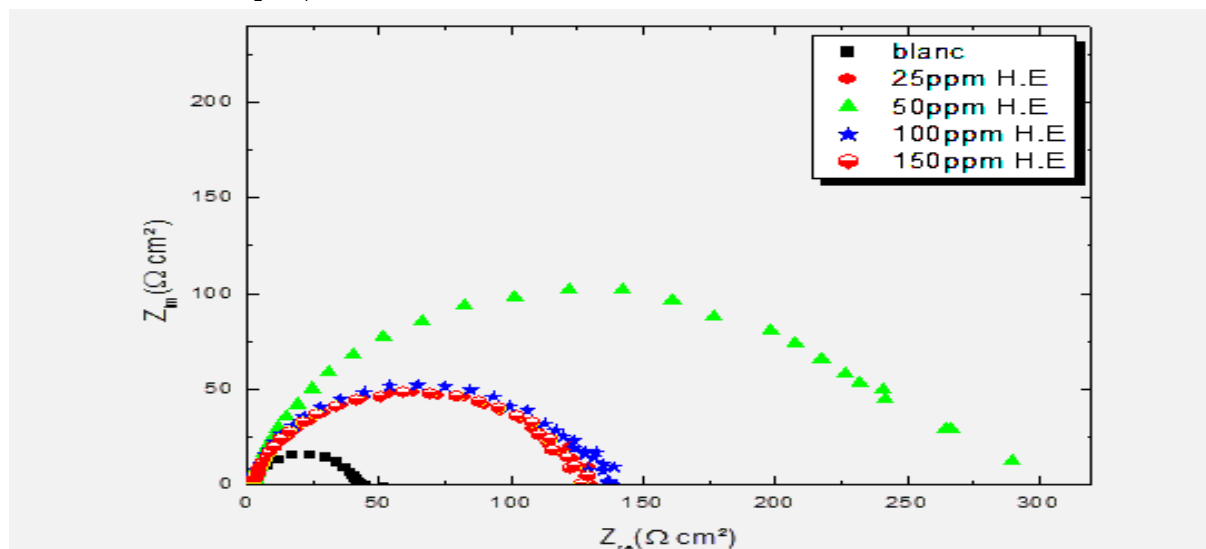
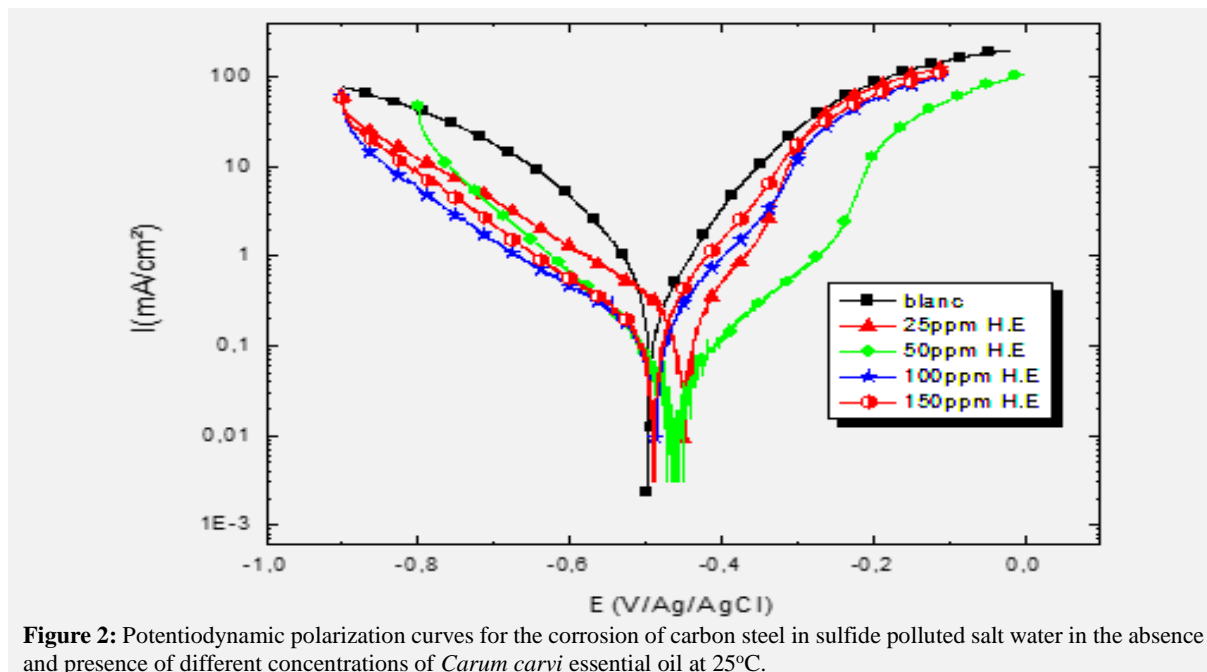


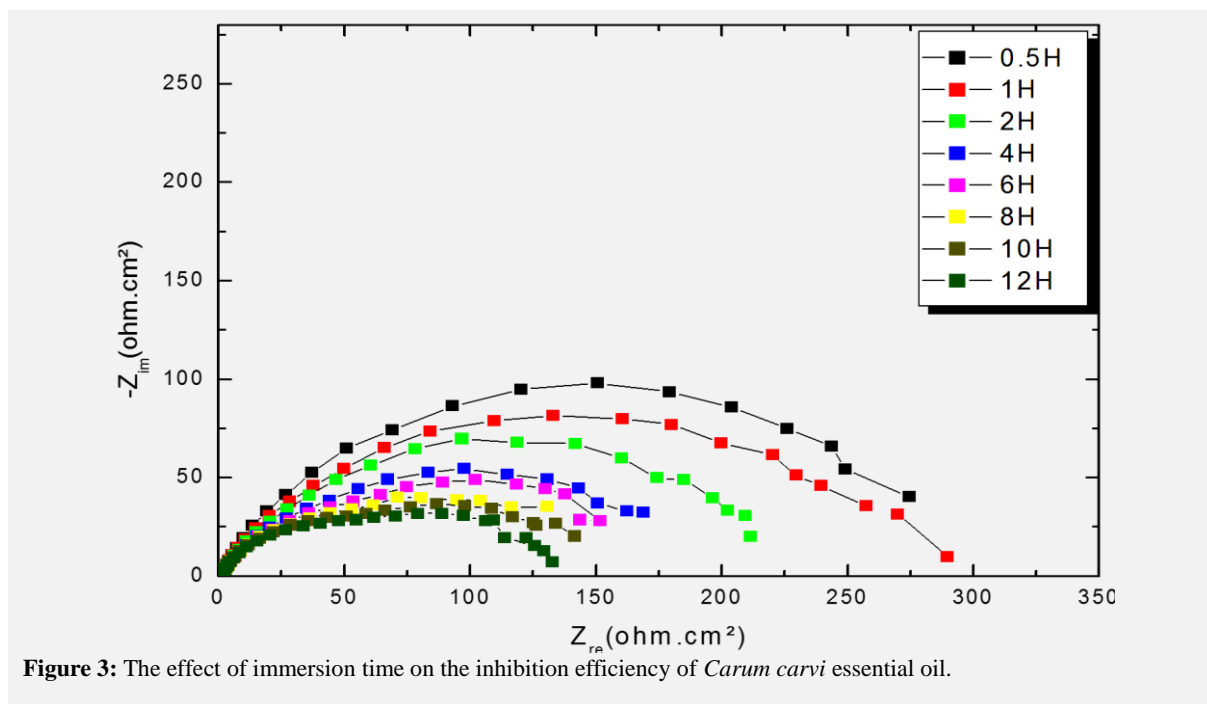
Figure 1: The effect of concentration on the inhibition efficiency of *Carum carvi* essential oil.

This result is confirmed by the figure 2 relative to the stationary curve which showed that the percentage of inhibition is 91% for the concentration of 50 ppm while the other concentrations remained in the range of 66-75%.



3.3. Effect of immersion time

Figure 3 illustrates the effect of immersion time on inhibition efficiency. It is obvious that inhibition efficiency of caraway seed EO was stable (86%) until one hour. After 1h, it starts to decrease (82% at 2 h). Thus the percentage of inhibition decreased from 86% to 77% after 12 hours indicating that our EO has a good and strong inhibition persists in HCl acid medium.



The increase in inhibition efficiency reflects the strong adsorption of constituents present in the EO on the mild steel surface, resulting in a more protective layer formed at mild steel/sulfuric acid solution interface. Furthermore, with time it seems the inhibiting effect decreases probably because some defects

exist on the film leading to the access of aggressive anions to the steel/inhibitor interface. The decrease of the inhibition efficiency was attributed to the formation of hemimicelles aggregates by the initially deposited inhibitor molecules, reducing the effective area covered by the inhibitor (Mu *et al.*, 2001). The inhibition efficiency increases with EO concentrations suggesting that the probable mechanism could be explained on the basis of adsorption process and the structure of the EO components. The inhibition may be due to the adsorption of phytochemicals of the oil by one and/or more of the following two modes: In one mode, the neutral molecules may be adsorbed on the surface of mild steel through the chemisorption mechanism, involving the displacement of water molecules from the mild steel surface and the sharing electrons between the oxygen atoms and iron. The inhibitor molecules can also adsorb on the mild steel surface on the basis of donor–acceptor interactions between π -electrons of the aromatic ring and vacant d-orbitals of surface iron atoms. In second mode, since it is well known that the mild steel surface bears positive charge in acid solution it is difficult for the protonated molecules to approach the positively charged mild steel surface (H_3O^+ /metal interface) due to the electrostatic repulsion (Mu *et al.*, 1996). Since SO_4^{2-} have a smaller degree of hydration, they could bring excess negative charges in the vicinity of the interface and favour more adsorption of the positively charged inhibitor molecules, the protonated inhibitors adsorb through electrostatic interactions between the positively charged molecules and the negatively charged metal surface. Thus, there is a synergism between adsorbed SO_4^{2-} ions and protonated inhibitors. Thus, inhibition of mild steel corrosion in 0.5 M H_2SO_4 is due to the adsorption of phytochemical constituents on the mild steel surface (Singh *et al.*, 2010; Ahamad *et al.*, 2011).

4. Conclusion

For all types of inhibitors, we should consider some environmental actions factors because some elements such as metals, pH, composition, impurities, agitation, temperature, geometry of the system, the concentration of inhibitor and the mixture (García. *et al.*, 2010; Yohai *et al.*, 2013). Inhibition efficiency increases with the concentration of inhibitor and temperature; *Carum carvi* seed EO acts as good inhibitor for the corrosion of mild steel in 0.5M H_2SO_4 with an inhibition efficiency of 86% at 50 ppm. Inhibition efficiency on mild steel may occur by action of two abundant compounds: R-Carvone and D-Limonene.

It is important to mention that the knowledge of action method facilitates the choice of the inhibitors and improves efficiency. It could also avoid the process side effects. As a continuation of this work, we will try to study the effect of temperature on corrosive inhibition efficiency of caraway seed oil.

Acknowledgements

This study was funded by the Tunisian Ministry of Higher Education, Scientific Research.

5. References

- Adams RP. Identification of Essential Oil Components by Gas Chromatography/Mass Spectrometry (4th ed). Allured Publishing Co., Carol Stream, IL: USA. 2009.
- Ahamad I, Khan S, Ansari KR, Quraishi MA (2011) Primaquine: A pharmaceutically active compound as corrosion inhibitor for mild steel in hydrochloric acid solution. *J. Chem. Pharm. Res.* 3: 703-717.
- European Pharmacopoeia. “Council of Europe”. Strasbourg, 3rd Ed; 1997, 121-122.
- Fang R, Hong Jiang C, Yi Wang X, Ming Zhang H, Long Liu Z, Zhou L *et al* (2010) Insecticidal Activity of Essential Oil of *Carum Carvi* Fruits from China and Its Main Components against Two Grain Storage Insects. *Molecules*.15: 9391-9402.
- García SJ, Muster TH, Özkanat Ö, Sherman N, Hughes AE, Terryn H, *et al* (2010) The influence of pH on corrosion inhibitor selection for 2024-T3 aluminium alloy assessed by high-throughput multielectrode and potentiodynamic testing. *Electrochimica Acta.* 55: 2457-2465.
- Jalali-Heravi M, Zekavat N, Sereshti H (2007) Use of gas chromatography–mass spectrometry combined with resolution methods to characterize the essential oil components of Iranian cumin and caraway. *J. Chromatogr. A.* 1143: 215–222.
- Kallio H, Kerrola K, Alhonmaki P (1994) Carvone and limonene in caraway fruits (*Carum carvi* L.) analyzed by supercritical carbon dioxide extraction-gas chromatography. *J. Agric. Food Chem.* 42: 2478-2485.
- Lecante A, Robert F, Blandinières PA, Roos C (2011) Anti-corrosive properties of *S. tinctoria* and *G. ouregou* alkaloid extracts on low carbon steel. *Current Applied Physics.* 11(3): 714-724.
- Liu ZL, Liu QR, Chu SS, Jiang GH (2010) Insecticidal activity and chemical composition of the essential oils of *Artemisia lavandulaefolia* and *Artemisia sieversiana* from China. *Chem. Biodiv.* 7: 2040-2045.

- Mu GN, Zhao TP, Liu M, Gu T (1996)** Effect of Metallic Cations on Corrosion Inhibition of an Anionic Surfactant for Mild Steel. *Corrosion*. 52: 853–856.
- Obot IB, Obi-Egbedi NO, Umoren SA (2009)** Antifungal drugs as corrosion inhibitors for aluminium in 0.1 M HCl. *Corrosion Science*. 51(8): 1868-1875.
- Okafor PC, Ikpi ME, Uwah IE, Ebenso EE, Ekpe UJ, Umoren SA (2008)** Inhibitory action of *Phyllanthus amarus* extracts on the corrosion of mild steel in acidic media. *Corrosion Science*. 50(8): 2310-2317.
- Radojčić I, Berković K, Kovač S, Vorkapić-Furač J (2008)** Natural honey and black radish juice as tin corrosion inhibitors. *Corrosion Science*. 50(5): 1498-1504.
- Razzaghi-Abyaneh M, Shams-Ghahfarokhi M, Rezaee MB, Jaimand K, Alinezhad S, Saberi R et al (2009)** Chemical composition and antiaflatoxigenic activity of *Carum carvi* L., *Thymus vulgaris* and *Citrus aurantifolia* essential oils. *Food Control*. 20: 1018-1024.
- Seidler-Lozykowska K., Baranska M., Baransk R., Krol D (2010)** Raman analysis of caraway (*Carum carvi* L.) single fruits. Evaluation of essential oil content and its composition. *J. Agric. Food Chem*, 58: 5271-5275.
- Singh A, Singh VK, Quraish MA (2010)** Effect of fruit extracts of some environmentally benign green corrosion inhibitors on corrosion of mild steel in hydrochloric acid solution. *J. Mater. Environ. Sci*. 1: 162-174.
- Yohai L, Vázquez M, Valcarce MB (2013)** Phosphate ions as corrosion inhibitors for reinforcement steel in chloride-rich environments. *Electrochimica Acta*. 102: 88-96.
- Znini M, Majidi L, Bouyanzer A, Paolini J, Desjobert JM, Costa J et al (2012)** Essential oil of *Salvia aucheri mesatlantica* as a green inhibitor for the corrosion of steel in 0.5M H₂SO₄. *Arabian Journal of Chemistry*. 5(4): 467-474.